



District Report Card: 2017


| | |
|-----------------------|---------------------------|
| State: Gujarat | District: Jamnagar |
| Class: 8 | Subject: Science |
| Schools: 51 | Students: 1107 |


Participation/Coverage


Students

| GENDER  | Boys | | Girls | |
|--|--------|-------|--------|-------|
| | Number | % | Number | % |
| | 524 | 47.34 | 583 | 52.66 |

| AREA  | Rural | | Urban | |
|---|--------|-------|--------|-------|
| | Number | % | Number | % |
| | 764 | 69.02 | 343 | 30.98 |

| CATEGORY  | SC | | ST | | OBC | | GEN | |
|--|--------|-------|--------|------|--------|-------|--------|-------|
| | Number | % | Number | % | Number | % | Number | % |
| | 161 | 14.54 | 17 | 1.54 | 747 | 67.48 | 182 | 16.44 |

| CWSN  | LD | VI | HI | S&LD | ID | Oth |
|--|----|----|----|------|----|-----|
| | 1 | 4 | 2 | 0 | 1 | 1 |

| Management  | Government | | Government-aided | |
|--|------------|-------|------------------|------|
| | Number | % | Number | % |
| | 1024 | 92.50 | 83 | 7.50 |

Average Performance of Students in Science (%)

| Overall | Gender | | Area | | Management | | Social Group | | | |
|---------|--------|--------|-------|-------|------------|-------|--------------|-------|-------|-------|
| | Male | Female | Rural | Urban | Govt. | Aided | SC | ST | OBC | GEN |
| 44.89 | 44.99 | 44.80 | 48.12 | 37.71 | 45.92 | 32.13 | 45.96 | 43.92 | 44.90 | 43.99 |

Performance on Learning Outcomes (LOs)

| Learning Outcomes | Description | Average Performance(%) |
|-------------------|--|------------------------|
| SCI703 | Classifies materials and organisms based on properties/characteristics | 42.46 |
| SCI704 | Conducts simple investigation to seek answers to queries | 31.10 |
| SCI705 | Relates processes and phenomenon with causes | 44.63 |
| SCI708 | Measures and calculates e.g., temperature; pulse rate; speed of moving objects; time period of a simple pendulum, etc. | 46.88 |
| SCI710 | Plots and interprets graphs | 32.26 |
| SCI711 | Constructs models using materials from surroundings and explains their working | 39.96 |
| SCI801 | Differentiates materials, organism and processes | 56.55 |
| SCI804 | Relates processes and phenomenon with causes | 44.27 |
| SCI805 | Explains processes and phenomenon | 39.37 |
| SCI807 | Measures angles of incidence and reflection, etc. | 36.40 |
| SCI811 | Applies learning of scientific concepts in day-to-day life | 48.18 |
| SCI813 | Makes efforts to protect environment | 61.88 |

| Range of Performance of Students who Answered Correctly | | | | | | | |
|---|-------|-----------|-------|-----------|-------|-----------|-------|
| Below 30% | | 30% - 50% | | 50% - 75% | | Above 75% | |
| Number | % | Number | % | Number | % | Number | % |
| 308 | 27.82 | 357 | 32.25 | 330 | 29.81 | 112 | 10.12 |

Lowest Performing Learning Outcomes (LOs)

- 1 - Conducts simple investigation to seek answers to queries (31.10)
- 2 - Plots and interprets graphs (32.26)
- 3 - Measures angles of incidence and reflection, etc. (36.40)
- 4 - Explains processes and phenomenon (39.37)
- 5 - Constructs models using materials from surroundings and explains their working (39.96)